

# Attachment 4

## MALE HAIR & UNIFORM DIAGRAMS

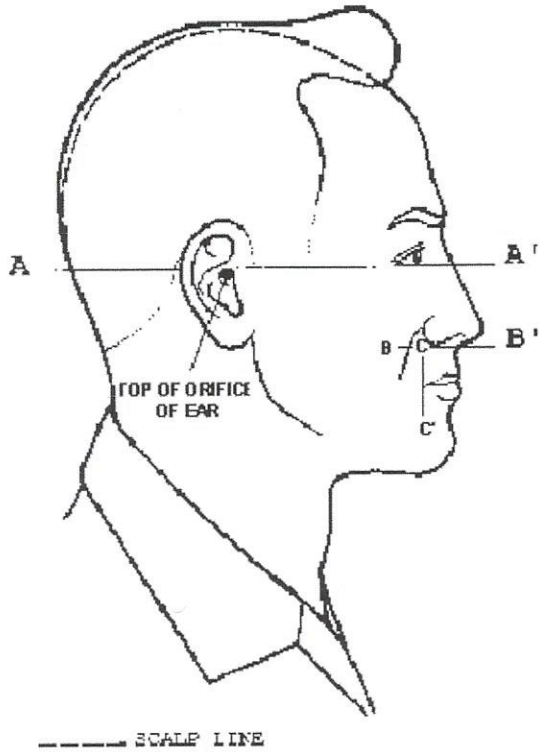


Figure 1-2  
Male Grooming Standards (Side View)

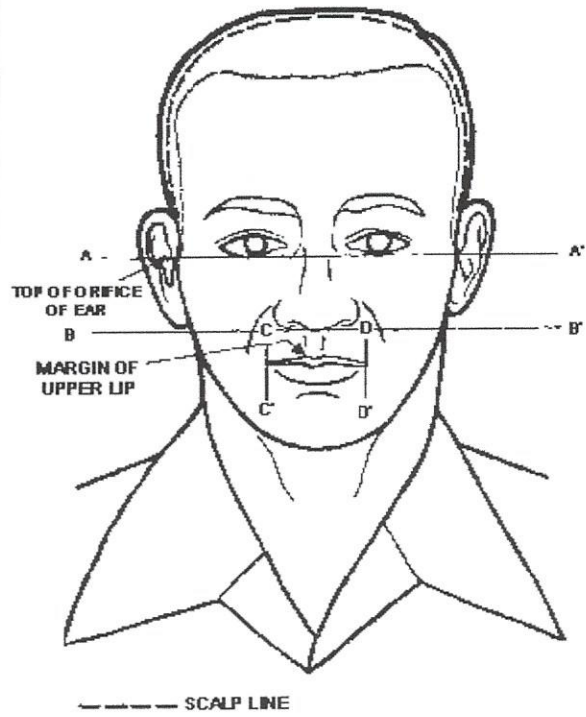




Figure 1-1  
Male Grooming Standards (Front View)



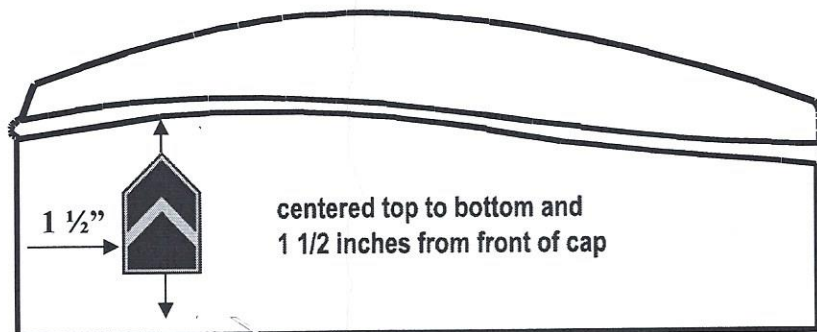
# CADET MALE HEADGEAR

## SERVICE CAP



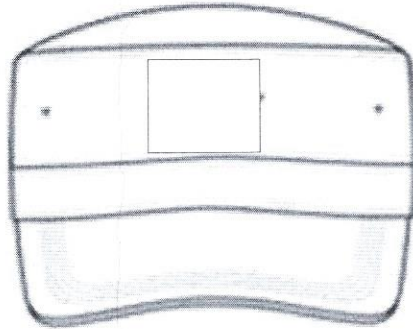
Service Cap - Cadet officers may wear the AFJROTC officer hat insignia or the large Hap Arnold Wings insignia. Enlisted cadets may only wear the large Hap Arnold Wings insignia

## FLIGHT CAP\*




- Enlisted Ranks will have no hat insignia on the flight cap.
- The former officer flight cap emblem will not be worn on the flight cap.

## CADET ABU HEADGEAR

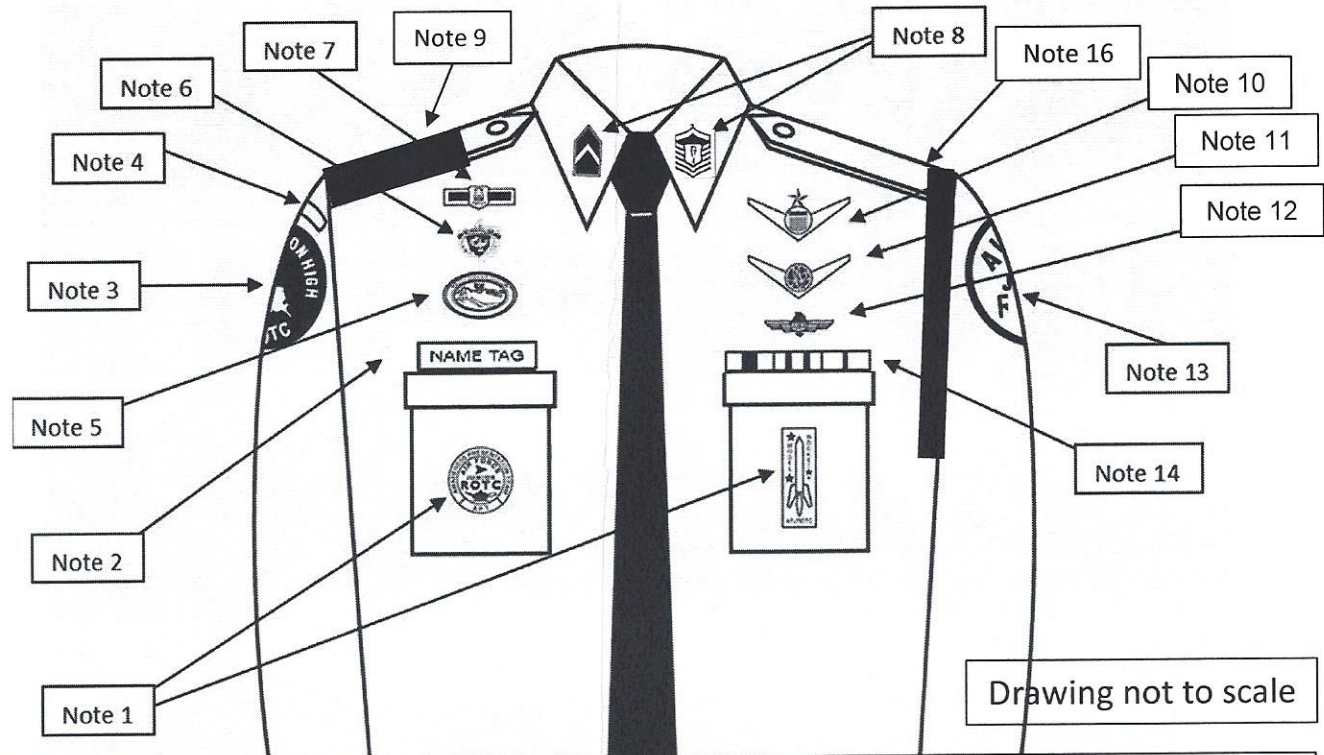


Enlisted Cadets will not wear rank on the ABU cap.



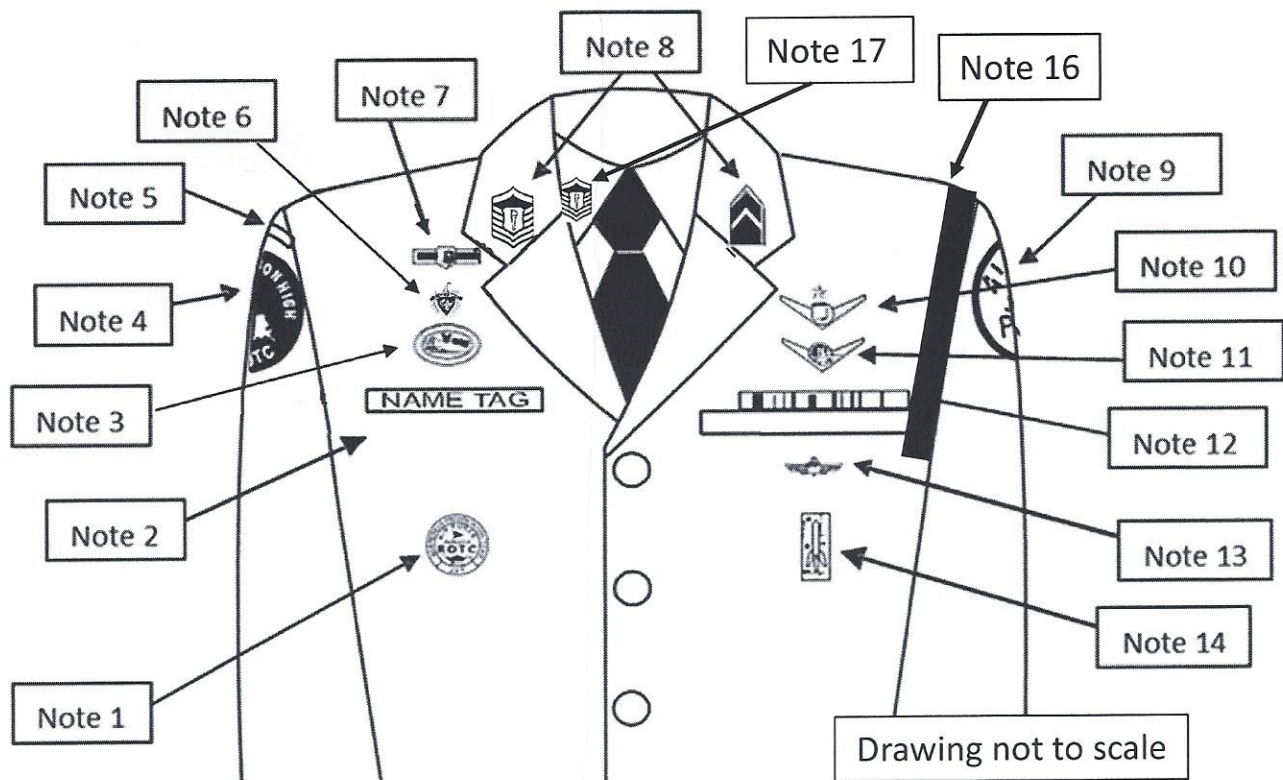
Officers will wear rank insignia on the ABU cap.

# CADET MALE BLUE SHIRT



1. Awareness Presentation Team (APT) and Model Rocketry Badge are centered on the pockets on the appropriate sides as displayed above.
2. Name Tag: Mandatory wear. Blue Plastic with white letters. Must be grounded and centered over wearer's right pocket.
3. Unit patch. Centered  $\frac{1}{2}$  to 1 inch below the shoulder seam.
4. Shoulder tab. Centered between unit patch and shoulder seam. If no patch, then place 1 inch below shoulder seam.
5. Kitty Hawk Badge. See Note 15.
6. Aerospace Education Foundation (AEF) Badge. See Note 15.
7. Distinguished Cadet Badge. See Note 15.
8. Grade insignia, mandatory (officer and enlisted) worn on both left and right collar, centered side to side and top to bottom. Enlisted rank's bottom point of torch points towards the point of the collar. Officer top point of rank aligned with point of collar. Cadet/Amn Basic have no insignia of any kind on the collar.
9. Officers only. When using officer cloth rank on epaulets versus miniature metal rank on collar, place as close as possible to shoulder seam. (Use larger male epaulets only).
10. Flight Solo or Flight Certificate Badge. See Note 15.
11. Ground School Badge. See Note 15.
12. Academy of Model Aeronautic (AMA) Wings. See Note 15.
13. AFJROTC Patch (white, Lamp of Knowledge), mandatory. Center  $\frac{1}{2}$  to 1 inch below left shoulder seam.
14. Ribbons are optional. Wear all, some or no ribbons earned. If worn, ribbons will be centered, resting on, but not over the edge of the pleated pocket on the wearers left.
15. First badge placed  $\frac{1}{2}$  inch above name tag or ribbons and is centered horizontally. Additional badges placed  $\frac{1}{2}$  inch above previous badge.
16. Shoulder Cord. No wider than 1 inch and will be grounded to the seam of the left shoulder under epaulet. May be solid or multi-colored.
17. **Medals (regardless of what type) are not authorized for wear on this uniform.**

## CADET MALE SERVICE DRESS

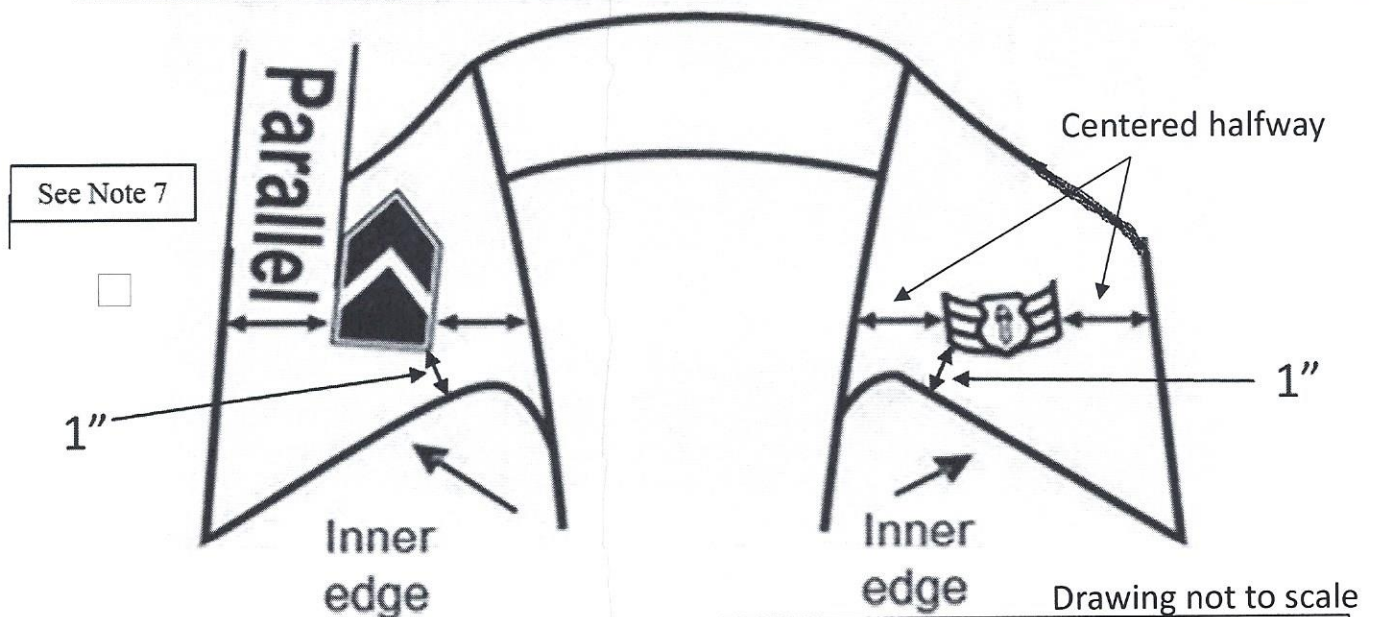


1. Awareness Presentation Team (APT) Badge. Centered 3 inches below the bottom of the silver name tag.
2. Silver Name tag, mandatory. Center on the right side between arm seam and lapel with bottom edge parallel to top of welt pocket.
3. Kitty Hawk Badge. See Note 15 below.
4. Unit patch. Place  $\frac{1}{2}$  to 1 inch below shoulder seam and centered.
5. Shoulder tab: Center between unit patch and shoulder seam. If no patch, then 1 inch below shoulder seam.
6. Aerospace Education Foundation (AEF) Badge. See Note 15 below.
7. Distinguished Cadet Badge. See Note 15 below.
8. Grade insignia (officer and enlisted) worn on both lapels, mandatory. Place insignia halfway up the seam, resting on but not over it. Bottom of insignia is horizontal with the ground.
9. AFJROTC Patch (white, Lamp of Knowledge), mandatory. Center  $\frac{1}{2}$  to 1 inch below left shoulder seam.
10. Flight Solo or Flight Certificate Badge. See Note 15 below.
11. Ground School Badge. See Note 15 below.
12. Ribbons, mandatory. Centered, on but not over edge of pocket. Wear 3 or 4 in a row. Wear all or some ribbons earned.
13. Academy of Model Aeronautic (AMA) Wings. Worn 1 inch below pocket.
14. Model Rocketry Badge. Worn 2 inches below AMA Wings or 3 inches below pocket if no AMA Wings are worn.
15. First badge placed  $\frac{1}{2}$  inch above silver name tag or ribbons and is centered horizontally. Additional badges are placed  $\frac{1}{2}$  inch above previous badge.
16. Shoulder Cord. No wider than 1 inch and will be grounded to the seam of the left shoulder. May be solid or multi-colored.
17. Enlisted rank insignia **MUST** be worn on the blue shirt while wearing the service dress.
18. **Medals are not authorized for wear on this uniform with ribbons. Ribbons and medals may not be mixed.**

## CADET LIGHT WEIGHT BLUE JACKET



NOTE: The epaulet rank is no longer authorized on the lightweight blue jacket.



See Note 7

1"

Inner edge

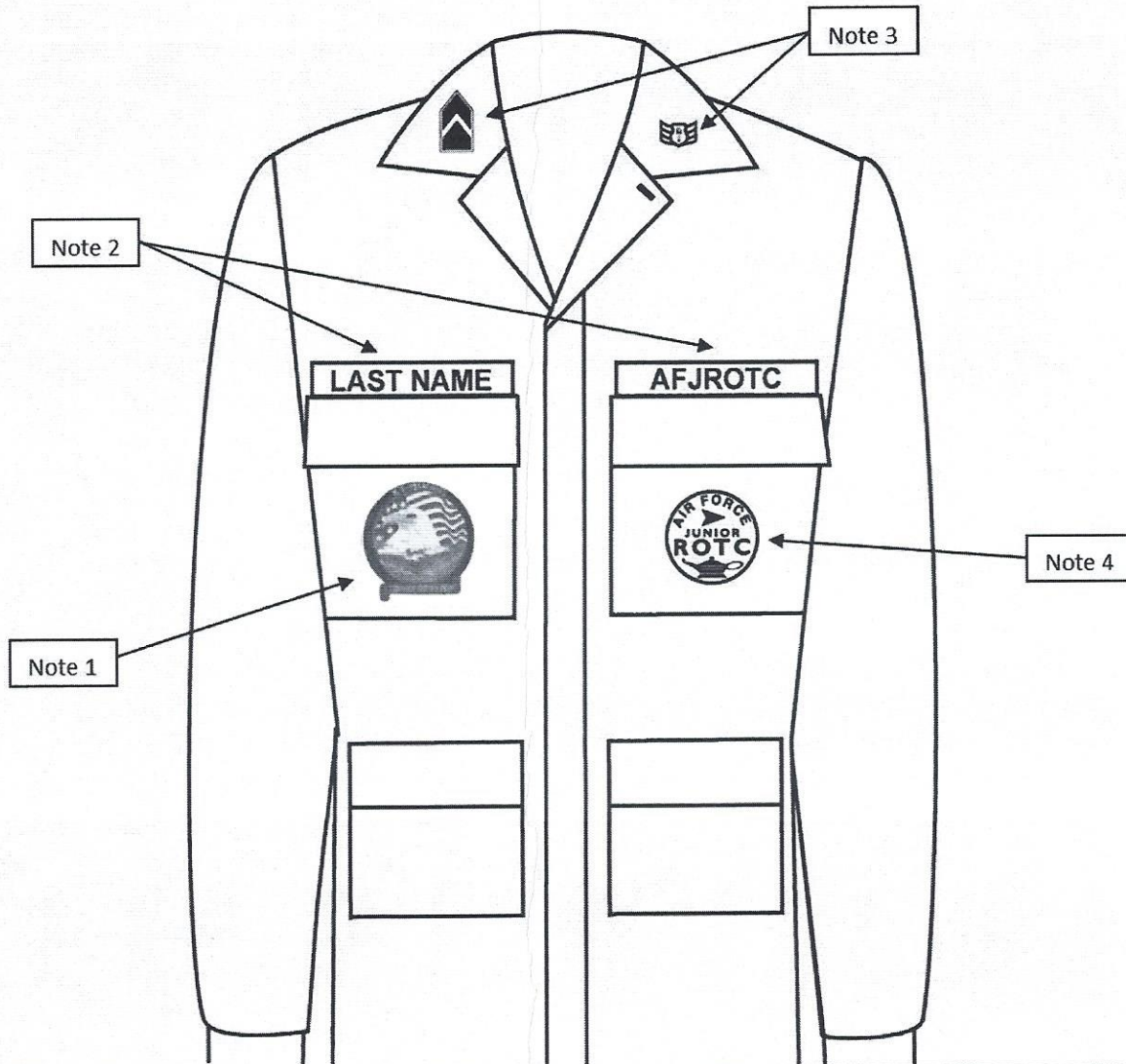
Inner edge

Centered halfway

1"

1. Shoulder tabs are centered between unit patch and shoulder seam. If no patch, then 1 inch below shoulder seam.
2. Unit patch on right  $\frac{1}{2}$  to 1 inch below shoulder seam and centered.
3. Grade insignia (officer and enlisted) will be worn on both lapels, mandatory. For placement see Note 7.
4. Optional item: center vertically between the shoulder seam and where the underarm side seam joins the armhole sleeve and center horizontally between the center zipper and the sleeve armhole seam.
5. AFJROTC Patch (white, Lamp of Knowledge), mandatory. Center  $\frac{1}{2}$  to 1 inch below left shoulder seam
6. Jacket will be closed to at least the halfway point.
7. Center insignia horizontally on collar. Place 1 inch from bottom of collar and parallel to the outer edge of the collar.
8. Enlisted rank insignia **MUST** be worn on the blue shirt while wearing the light weight jacket.
9. **Ascots and shoulder cords will not be worn on this uniform.**

## CADET ABU Male and Female



1. Unit patch (optional). If worn, will be placed on right pocket and centered. (AF Funds may not be used to procure unit patches.)
2. Last Name and AFJROTC tapes, dark blue (mandatory). Tapes are grounded and centered on pockets. Name tape only may be held with Velcro to enable reuse/reissue to a different cadet.
3. Grade insignia (officer or enlisted) (mandatory). Will be worn on the left and right collars, centered on collar and parallel with bottom of collar. Airman Basic have no collar insignia.
4. AFJROTC Patch (white, Lamp of Knowledge): **WHITE patch only (mandatory)**. Will be worn on left pocket and centered.

## FLIGHT SUIT (Male and Female)



1. \* AFJROTC Command Patch (mandatory). Velcro attached. This style of patch may only be worn on the Flight Suit. Cadets can only wear ground school, flight solo or flight certificate badges upon successful completion those programs (See Ops Supplement, Chapter 7, paras 7.2.1, 7.2.2 and 7.2.3).
2. The unit patch will be worn on the right sleeve (shoulder) of the Flight Suit, if the unit patch is unavailable then the white, Lamp of Knowledge, AFJROTC Patch will be worn Velcro attached.
3. \* American Flag Patch (mandatory) on left shoulder. Velcro attached.
4. \* Cadet Name Patch (mandatory). Velcro attached. Black background with silver border (if unit has a unit patch, units may substitute background color/border with unit patch colors). Cadet Name Badge – Top line will be Cadet Name and second line will be "CADET AFJROTC".
5. **Flight Suits are authorized for those cadets currently enrolled in or that have successfully completed aviation honors ground school, been awarded a flight solo badge, flight certificate badge or have successfully completed the AFJROTC Flight Academy program.**

\* Flight patches may be purchased from a vendor using MilPer funds.